

# Super-Lag Renewable Fuses and Fuse Links

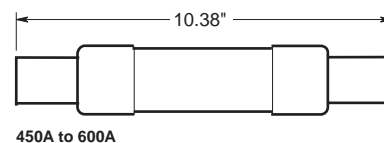
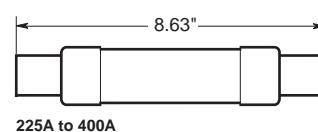
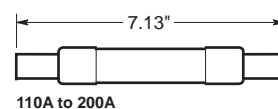
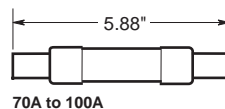
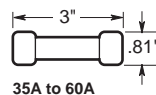
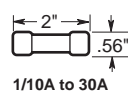
250 and 600 Volts, 1-600 Amps

## REN and RES (LKN & LKS)

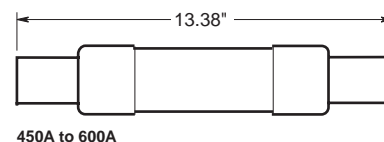
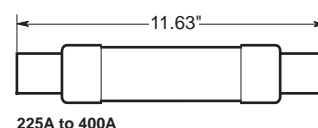
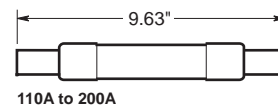
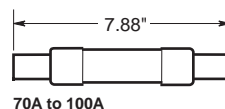
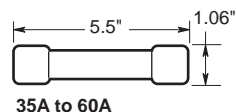
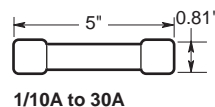


CATALOG SYMBOLS: REN (250V); RES (600V)  
TIME-LAG  
1 TO 600 AMPERES  
250 AND 600 VOLTS AC (OR LESS)  
NON-CURRENT LIMITING  
INTERRUPTING RATING—10,000A RMS SYM.  
CLASS H

### Dimensional Data REN (250V)



### Dimensional Data RES (600V)



- Designed for easy replacement.
- No multiple links to complicate replacement.
- Buss SUPER-LAG Renewable fuses with longer time-lag than other Class H fuses of this type can better sustain overloads without needlessly opening.
- SUPER-LAG fuses are used in circuits of industrial and commercial structures where maximum short-circuit currents are of a low level (below 10,000 amperes) and frequent outages dictate the economy of the "renewable" type fuse.
- These fuses are generally sized at the ampere rating of non-inductive circuits and 300% for motor circuits.

# Super-Lag Renewable Fuses and Fuse Links

250 and 600 Volts, 1-600 Amps

# REN and RES (LKN & LKS)

## RENEWABLE FUSES

### REN SUPER-LAG — 250 VOLTS AC

#### Catalog Numbers and Ampere Ratings

REN-1	REN-12	REN-60	REN-200
REN-2	REN-15	REN-70	REN-225
REN-3	REN-20	REN-80	REN-250
REN-4	REN-25	REN-90	REN-300
REN-5	REN-30	REN-100	REN-350
REN-6	REN-35	REN-110	REN-400
REN-7	REN-40	REN-125	REN-450
REN-8	REN-45	REN-150	REN-500
REN-10	REN-50	REN-175	REN-600

#### Carton Quantity and Weight

Catalog Number	Carton Qty	Weight*	
		Lbs.	Kg.
REN 1-30	10	0.55	0.249
REN 35-65	10	1.40	0.634
REN 70-100	5	2.3	1.043
REN 110-200	1	1.09	0.494
REN 225-400	1	2.66	1.206
REN 450-600	1	3.13	1.419

\*Weight per carton.

### RES SUPER-LAG — 600 VOLTS AC

#### Catalog Numbers and Ampere Ratings

RES-1	RES-15	RES-70	RES-225
RES-2	RES-20	RES-80	RES-250
RES-3	RES-25	RES-90	RES-300
RES-4	RES-30	RES-100	RES-350
RES-5	RES-35	RES-110	RES-400
RES-6	RES-40	RES-125	RES-450
RES-8	RES-45	RES-150	RES-500
RES-10	RES-50	RES-175	RES-600
RES-12	RES-60	RES-200	—

#### Carton Quantity and Weight

Catalog Number	Carton Qty	Weight*	
		Lbs.	Kg.
RES 1-30	10	0.18	0.082
RES 35-60	10	0.36	0.163
RES 70-100	5	4.16	1.886
RES 110-200	1	1.83	0.830
RES 225-400	1	3.73	1.690
RES 450-600	1	3.75	1.701

\*Weight per carton.

## FUSE LINKS

### LKN SUPER-LAG — 250 VOLTS AC

#### Catalog Numbers and Ampere Ratings

LKN-1	LKN-10	LKN-60	LKN-175
LKN-1-1/2	LKN-12	LKN-65	LKN-200
LKN-2	LKN-15	LKN-70	LKN-225
LKN-3	LKN-20	LKN-75	LKN-250
LKN-4	LKN-25	LKN-80	LKN-300
LKN-5	LKN-30	LKN-90	LKN-350
LKN-6	LKN-35	LKN-100	LKN-400
LKN-7	LKN-40	LKN-110	LKN-450
LKN-8	LKN-45	LKN-125	LKN-500
LKN-9	LKN-50	LKN-150	LKN-600

#### Carton Quantity and Weight

Catalog Number	Carton Qty	Weight*	
		Lbs.	Kg.
LKN 1-30	20	0.05	0.02
LKN 35-65	20	0.20	0.09
LKN 70-100	10	0.20	0.09
LKN 110-200	5	0.25	0.11
LKN 225-400	5	0.55	0.25
LKN 450-600	2	0.32	0.15

\*Weight per carton.

### LKS SUPER-LAG — 600 VOLTS AC

#### Catalog Numbers and Ampere Ratings

LKS-1	LKS-10	LKS-50	LKS-200
LKS-2	LKS-12	LKS-60	LKS-225
LKS-2-1/2	LKS-15	LKS-70	LKS-250
LKS-3	LKS-17-1/2	LKS-80	LKS-300
LKS-4	LKS-20	LKS-90	LKS-350
LKS-5	LKS-25	LKS-100	LKS-400
LKS-6	LKS-30	LKS-110	LKS-450
LKS-7	LKS-35	LKS-125	LKS-500
LKS-8	LKS-40	LKS-150	LKS-600
LKS-9	LKS-45	LKS-175	—

#### Carton Quantity and Weight

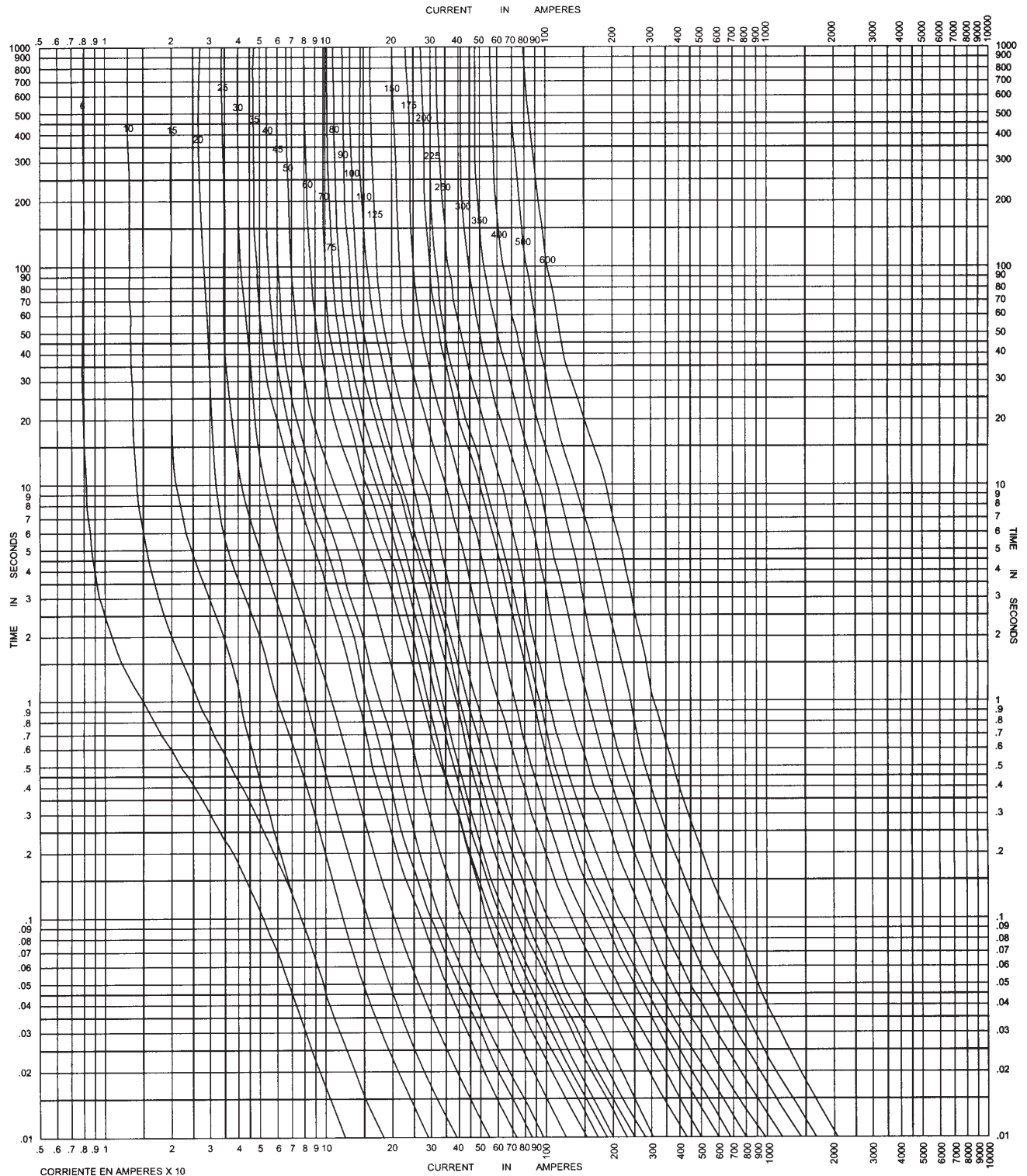
Catalog Number	Carton Qty	Weight*	
		Lbs.	Kg.
LKS 1-30	20	0.05	0.02
LKS 35-60	20	0.02	0.09
LKS 65-100	10	0.02	0.09
LKS 110-200	5	0.25	0.11
LKS 225-400	5	0.55	0.25
LKS 450-600	2	0.32	0.15

\*Weight per carton.

# Super-Lag Renewable Fuses and Fuse Links 250 Volts, 1-600 Amps

## REN and RES (LKN & LKS)

### Time-Current Characteristic Curves—Average Melt REN SUPER-LAG (250 VOLTS AC)

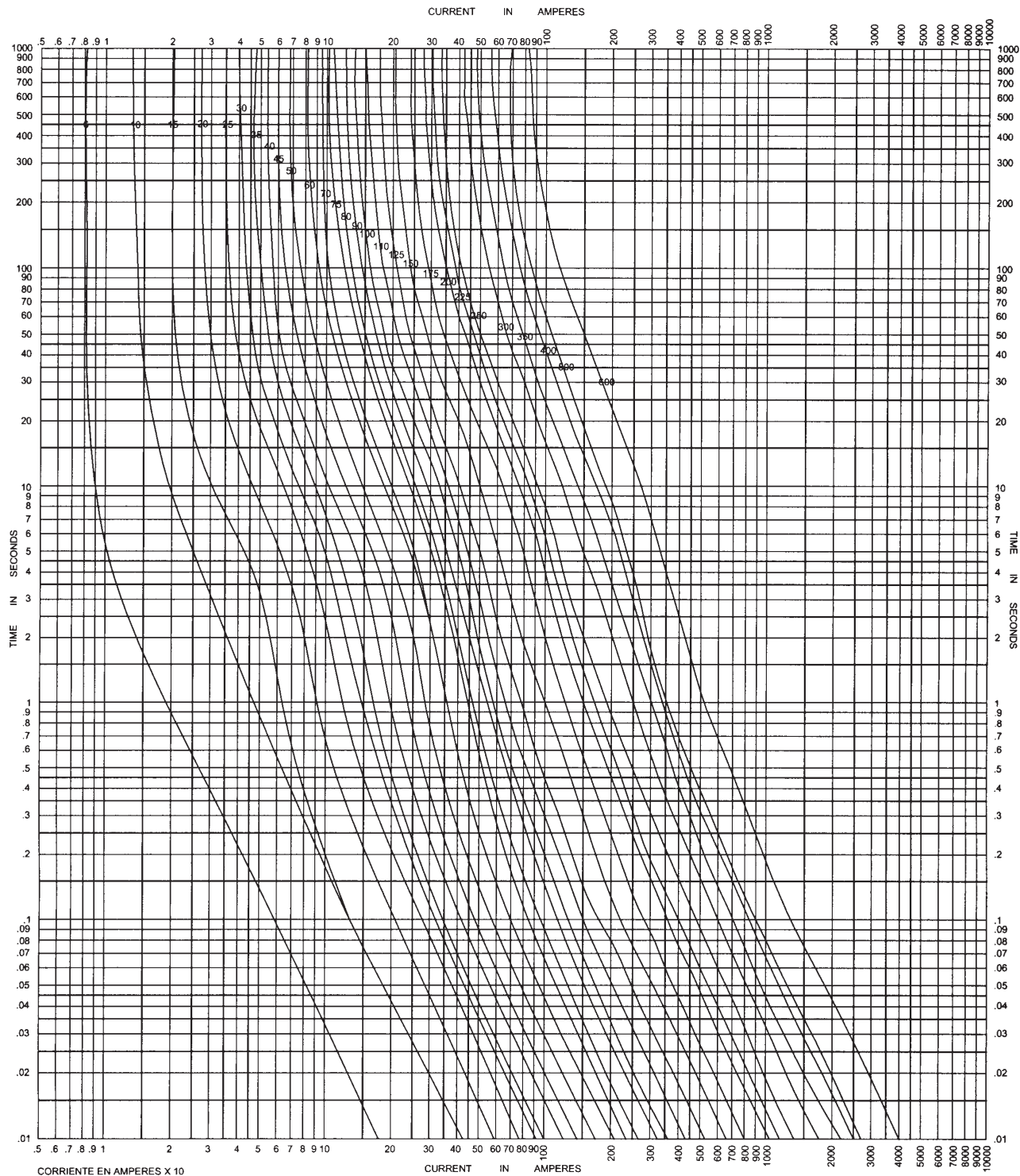


# Super-Lag Renewable Fuses and Fuse Links

600 Volts, 1-600 Amps

# REN and RES (LKN & LKS)

## Time-Current Characteristic Curves—Average Melt RES SUPER-LAG (600 VOLTS AC)



The only controlled copy of this BIF document is the electronic read-only version located on the Bussmann Network Drive. All other copies of this BIF document are by definition uncontrolled. This bulletin is intended to clearly present comprehensive product data and provide technical information that will help the end user with design applications. Bussmann reserves the right, without notice, to change design or construction of any products and to discontinue or limit distribution of any products. Bussmann also reserves the right to change or update, without notice, any technical information contained in this bulletin. Once a product has been selected, it should be tested by the user in all possible applications.